



## 3GKW-DW/S 0.6/1KV Dual Wall Multicore

### Applications

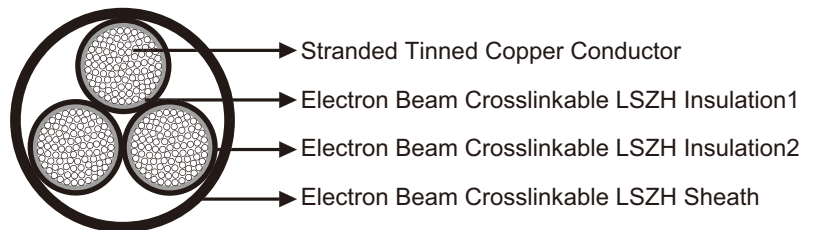
Multi core power and control cable designed for protected, fixed installation inside and outside railway vehicles for connecting fixed and moving parts in direct current and alternating voltage technology, especially converter technology.



### Standard

- BS 6853 -1a
- DIN 5510-2 1-4
- NFF 16-101 F0

### Construction



- **Conductors:** Circular Class 5 stranded tinned copper to IEC60228/VDE 0295.
- **Insulation1:** Electron beam crosslinkable LSZH compound.
- **Insulation2:** Electron beam crosslinkable LSZH compound.
- **Sheath:** Electron beam crosslinkable LSZH compound.

### Electrical Characteristics at 20°C

Nominal Conductor Cross Section	mm <sup>2</sup>	0.5	0.75	1	1.5	2.5
Maximum Conductor Resistance	Ω/km	40.1	26.7	20.0	13.7	8.21
Voltage Rating	KV	0.6/1				

### Mechanical and Thermal Properties

Minimum Bending Radius: 4xOD (Static); 6xOD (Flexing)

Temperature Range: -60°C ~+120°C (Static); -40°C ~+90°C (Flexing)

Short Circuit Temperature: +280°C



Impact Resistant



Highly Flexible



Cold Resistant



Soldering Heat Resistant



Low Temperature Resistant



Corona Resistant



Fire Retardant  
NF C32-070-2.2(C1)  
IEC 60332-3/EN50266



Flame Retardant  
NF C32-070-2.1(C2)  
IEC 60332-1/EN 50265-2-1



Low Corrosivity  
EN 50267-2-2/NF C32-074  
IEC 60754-2/NF C20-453



### Dimensions and Weight

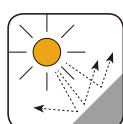
No. of cores & Nominal Conductor Cross Sectional Area No. x mm <sup>2</sup>	Number and Nominal Diameter of Strands No./mm		Nominal Insulation Thickness mm	Nominal Overall Diameter mm	Nominal Weight kg/km
2x0.5	19/0.18	16/0.20	0.2	4.0	24
3x0.5	19/0.18	16/0.20	0.2	4.2	30
5x0.5	19/0.18	16/0.20	0.2	5.0	43
6x0.5	19/0.18	16/0.20	0.2	5.4	51
9x0.5	19/0.18	16/0.20	0.2	6.7	64
12x0.5	19/0.18	16/0.20	0.2	6.9	89
16x0.5	19/0.18	16/0.20	0.2	7.8	115
25x0.5	19/0.18	16/0.20	0.2	9.5	170
30x0.5	19/0.18	16/0.20	0.2	10.1	204
2x2x0.5	19/0.18	16/0.20	0.2	5.8	50
2x0.75	19/0.22	24/0.20	0.2	4.4	32
4x0.75	19/0.22	24/0.20	0.2	5.0	49
9x0.75	19/0.22	24/0.20	0.2	7.7	106
14x0.75	19/0.22	24/0.20	0.2	8.4	140
27x0.75	19/0.22	24/0.20	0.2	11.3	268
36x0.75	19/0.22	24/0.20	0.2	12.8	360
3x1.0	19/0.25	32/0.20	0.2	5.0	45
4x1.0	19/0.25	32/0.20	0.2	5.5	60
6x1.0	19/0.25	32/0.20	0.2	6.6	88
12x1.0	19/0.25	32/0.20	0.2	8.6	160
14x1.0	19/0.25	32/0.20	0.2	9.1	174
20x1.0	19/0.25	32/0.20	0.2	11.2	255
50x1.0	19/0.25	32/0.20	0.2	16.8	620
2x1.5	37/0.22	30/0.25	0.3	5.4	55
5x1.5	37/0.22	30/0.25	0.3	7.1	110
7x1.5	37/0.22	30/0.25	0.3	8.4	150
10x1.5	37/0.22	30/0.25	0.3	9.9	170
16x1.5	37/0.22	30/0.25	0.3	11.7	310
18x1.5	37/0.22	30/0.25	0.3	12.4	350
24x1.5	37/0.22	30/0.25	0.3	14.4	450
30x1.5	37/0.22	30/0.25	0.3	15.6	560
50x1.5	37/0.22	30/0.25	0.3	20.1	868
3x2.5	37/0.29	50/0.25	0.3	7.0	105
6x2.5	37/0.29	50/0.25	0.3	9.6	200
12x2.5	37/0.29	50/0.25	0.3	12.6	360
18x2.5	37/0.29	50/0.25	0.3	15.3	545
24x2.5	37/0.29	50/0.25	0.3	17.8	695
27x2.5	37/0.29	50/0.25	0.3	18.2	780
30x2.5	37/0.29	50/0.25	0.3	19.3	870
36x2.5	37/0.29	50/0.25	0.3	21.0	1050



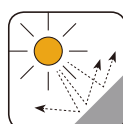
IRM 903 Fuel Oil Resistant



IRM 902 Mineral Oil Resistant



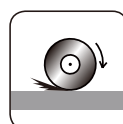
UV Resistant



Ozone Resistant



Acid and Alkali Resistant




Abrasion Resistant



Low Smoke Emission  
IEC 61034/NFC20-902  
EN 50268/NF C32-073



Low Toxicity



Zero Halogen  
IEC 60754-1/NF C20-454  
EN 50267-2-1